

Checking mounting of types Kos-V, Faro-V and Vertical

Possibility 1

Radiator contains 6 lugs and is mounted with 3 U brackets (radiators placed before 09-2007) : no action required.

Possibility 2

Radiator top and bottom mounted with two brackets of which the top brackets contain a "mounting head" (A).

Top brackets: # check if "mounting head (A)" is shuffed into the console at its maximum.
Is the safety lip (B) not broken ?
Is the (B) hook pressed on the radiator ?
Is the screw (D) sufficiently fastened ?

Bottom brackets:

Is one of the two (or both) locking holes (E) fixed with a screw ?

Possibility 3

Radiator top and bottom mounted with two brackets of which the top brackets contain a mounting head (F).

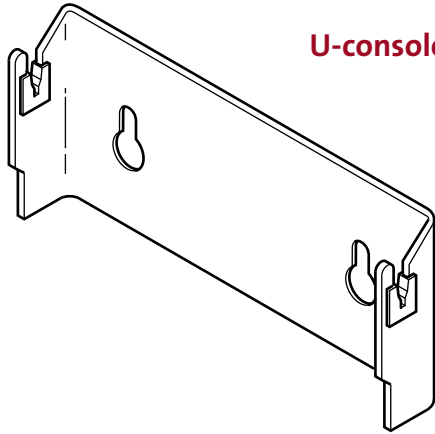
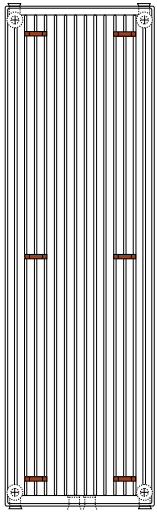
Top brackets: # is the bottom part (G) fully "shuffed" into the bracket ?
Is this special screw (H) fully installed ?

General:

Check the conditions of the radiators and brackets.

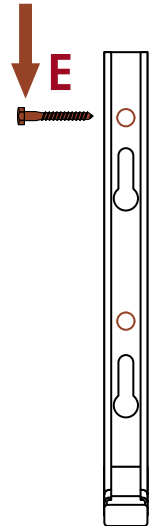
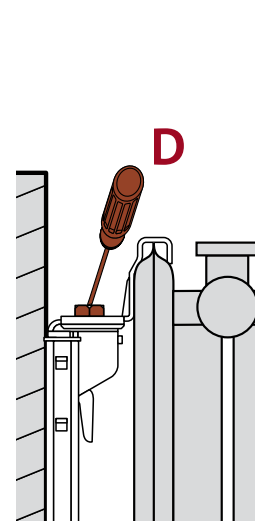
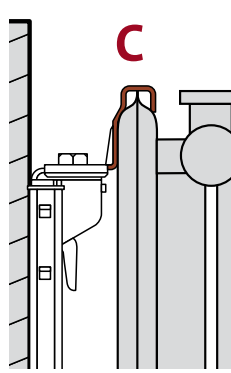
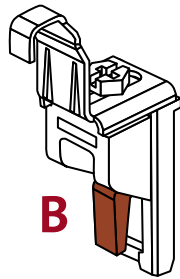
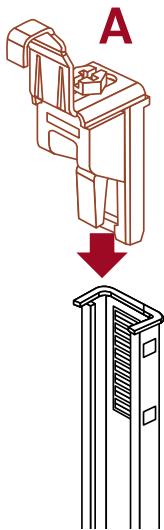

Any doubts or questions, please call your contact person.

1.



U-console/U-bracket

2.



3.

